






































November 2015 STOCK STATUS (as at the stated 'last assessment date')

Species name	Plenary stock	Last assessment date	At or above target levels?	Below the soft limit?	Below the hard limit?	Overfishing?	Corrective management action
Albacore* (not in QMS)	South Pacific albacore ALB1	2015	●	● ●	● ● ●	● ● ●	-
Alfonsino	BYX1	2010	● ●	● ● ●	● ● ●	● ● ●	-
Alfonsino	BYX2, BYX3, BYX7	-					-
Anchovy	ANC1, ANC8	-	● ● ●	● ● ●	● ● ●	● ● ●	-
Arrow squid	SQU1T, SQU6T	-			● ●		-
Barracouta	BAR1	-		● ●	● ●		-
Barracouta	BAR4, BAR5, BAR7	-			● ●		-
Bigeye tuna*	Western & Central Pacific Ocean BIG1	2014	■ ■ ■	■ ■	● ●	■ ■ ■	Conservation and management measure adopted at WCPFC12 (CMM 2015-01)
Black cardinalfish	CDL1, CDL5, CDL7	-					-
Black cardinalfish	CDL2, CDL3, CDL4	2014	■ ■ ■	■ ■	■		3-year staged TACC reductions implemented over 2009/10-2011/12 years, with TACC remaining low
Bladder kelp	KBB3G, KBB4G	2013	● ● ●	● ● ●	● ● ●	● ● ●	-
Blue cod	BCO1, BCO8	-	●	● ●	● ●		-
Blue cod	BCO3	2015	●	● ●	● ● ●	■	Extend potting survey time series to better assess CPUE trends

Species name	Plenary stock	Last assessment date	At or above target levels?	Below the soft limit?	Below the hard limit?	Overfishing?	Corrective management action
Blue cod	BCO4	2015	●	● ● ●	● ● ●	■	Extend potting survey time series; voluntary catch spreading initiatives and improved reporting
Blue cod	BCO5	2013	●	● ● ●	● ● ● ●	● ●	-
Blue cod	BCO7	-					
Blue mackerel	EMA1	2006		● ●	● ●		-
Blue mackerel	EMA2	-					-
Blue mackerel	EMA3, EMA7	-					-
Blue moki	MOK1, MOK3	2008	● ● ●	● ●	● ●	● ● ●	-
Blue moki	MOK5	-	●	● ●	● ●	● ●	-
Blue shark*	BWS1	2014					-
Blue warehou	WAR1, WAR2, WAR3, WAR7, WAR8	-					-
Bluenose	BNS1, BNS2, BNS3, BNS7, BNS8	2015	■ ■	■	● ●		TAC and TACC reductions implemented in 2008, 2011 and 2012; targetted deemed value review
Butterfish	BUT2, BUT3, BUT5, BUT7	-					-
Cockle	COC1A	2009	●	● ●	● ●	● ● ● ●	-
Cockle	COC3	2011	● ●	● ● ●	● ● ●	● ● ●	-
Cockle	COC7A	2008	● - localised depletion in some bays	● ●	● ● ●	● ●	-

Species name	Plenary stock	Last assessment date	At or above target levels?	Below the soft limit?	Below the hard limit?	Overfishing?	Corrective management action
Deepwater (King) clam	PZL7	-	● ● ●	● ● ●	● ● ●	● ● ●	-
Dredge oyster (Foveaux Strait)	OYU5	2012	■ ■	● ● ●	● ● ●		Voluntary commercial catch reduction in place since 2005
Dredge oyster (Other)	OYS4	2013	● ● ●	● ● ●	● ● ●	● ● ●	-
Dredge oyster (Nelson/Marlborough)	OYS7	2012	■ ■	■ ■			Catch has been minimal since 2008
Dredge oyster (Other)	OYS7C	2009	● ● ●	● ● ●	● ● ●	● ● ●	-
Elephant fish	ELE2	-					-
Elephant fish	ELE3	2014	●	● ●	● ● ●	● ●	-
Elephant fish	ELE5	2014		● ●	● ●	● ●	-
Elephant fish	ELE7	2015		● ●	● ● ●	● ●	-
Flatfish	FLA1	2015					-
Flatfish	FLA2	2014	●	● ● ●	● ● ●	● ● ●	-
Flatfish	FLA3 (ESO)	2015	■ ■	■	● ●	■ ■	Annual in-season review
Flatfish	FLA3 (LSO)	2015	●		● ● ●	■ ■	Annual in-season review
Flatfish	FLA3 (SFL)	2015	● ● ●	● ● ●	● ● ●	■	Annual in-season review
Flatfish	FLA7	-					-
Freshwater eels	ANG11, ANG12, ANG14	-					-
Freshwater eels	ANG13: SFE, Te Waihora (AS1)	2014	● ● ●	● ● ●	● ● ●	● ● ●	

Species name	Plenary stock	Last assessment date	At or above target levels?	Below the soft limit?	Below the hard limit?	Overfishing?	Corrective management action
Freshwater eels	ANG 15: SFE, Otago (AV)	2014			 		Separation of ANG stocks in to LFE and SFE and setting of TACs and TACCs currently under review
Freshwater eels	ANG 15: LFE, Otago (AV)	2014		 	  		
Freshwater eels	ANG 15: SFE, Southland (AW)	2014		 	  		
Freshwater eels	ANG 15: LFE, Southland (AW)	2014		 	  		
Freshwater eels	ANG 16: SFE, Westland (AX)	2014		 	  		
Freshwater eels	ANG 16: LFE, Westland (AX)	2014		 	  		
Freshwater eels	SFE20, SFE21, SFE22, SFE23	-					TAC and TACC reduced in 2007
Freshwater eels	LFE20, LFE21, LFE22, LFE23	-	  				TAC and TACC reduced substantially in 2007; 3 areas closed to commercial fishing
Frostfish	FRO1, FRO2	-					-
Frostfish	FRO3, FRO4, FRO5, FRO7, FRO8, FRO9	-					-
Garfish	GAR1	-			 		-
Gemfish	SKI1, SKI2	2014		 	 		-

Species name	Plenary stock	Last assessment date	At or above target levels?	Below the soft limit?	Below the hard limit?	Overfishing?	Corrective management action
Gemfish	SKI3, SKI7	-					-
Ghost shark - dark	GSH1, GSH2, GSH7, GSH8, GSH9	-					-
Ghost shark - dark	GSH3	-				● ●	-
Ghost shark - dark	GSH4, GSH5, GSH6	-					-
Ghost shark - pale	GSP1, GSP5	2011		● ●	● ● ●		-
Ghost shark - pale	GSP7	-					-
Giant Spider Crab	GSC3, GSC5, GSC6A	-					-
Green-lipped mussel	GLM1, GLM7A, GLM9	-					-
Grey mullet	GMU1	2007			● ●		-
Groper	HPB1, HPB2, HPB3, HPB4, HPB5, HPB7, HPB8	-					-
Hake	HAK1 (excl. Chatham rise)	2014	● ● ●	● ● ● ●	● ● ● ●	● ● ●	-
Hake	HAK4 (& west Chatham rise HAK1)	2012	● ●	● ● ● ●	● ● ● ●	● ● ● ●	-
Hake	HAK7 (WCSI)	2012	● ● ●	● ● ●	● ● ● ●	● ● ●	-

Species name	Plenary stock	Last assessment date	At or above target levels?	Below the soft limit?	Below the hard limit?	Overfishing?	Corrective management action
Hammerhead sharks (smooth)	HHS1	-					-
Hoki	HOK1 East	2015	● ● ● ●	● ● ● ●	● ● ● ●	● ● ● ●	-
Hoki	HOK1 West	2015	● ● ●	● ● ●	● ● ● ●	● ●	-
Jack mackerel	JMA1	-					-
Jack mackerel	JMA3	-					-
Jack mackerel	JMA7 (JMD, JMN)	2011				● ●	-
John dory	JDO 1 (HG & EN)	2015	■ ■ ■	■	● ●	● ●	TAC review for 2016-17
John dory	JDO1 (BP)	2015	■ ■ ■	● ●	● ● ●	■	TAC review for 2016-17
John dory	JDO1 (WCNI)	2015	● ●	● ● ●	● ● ●	● ●	
John dory	JDO2	2013	■ ■	■	● ●		-
John dory	JDO7	2014	● ●	● ● ●	● ● ●	● ●	-
Kahawai	KAH1	2015	● ● ●	● ● ●	● ● ● ●	● ● ●	-
Kahawai	KAH2, KAH3, KAH8	-					-
Kina	SUR1A, SUR1B, SUR2A, SUR2B, SUR3, SUR4, SUR5, SUR7A, SUR7B, SUR9	-					-
King Crab	KIC2	-					-

Species name	Plenary stock	Last assessment date	At or above target levels?	Below the soft limit?	Below the hard limit?	Overfishing?	Corrective management action
Kingfish	KIN1 (BP)	2013	●			● ●	-
Kingfish	KIN1 (EN), KIN2, KIN7, KIN8	-					-
Knobbed Whelk	KWH7A	-					-
Leatherjacket	LEA1, LEA2	-					-
Leatherjacket	LEA3 (ECSI)	2013			● ●		-
Ling	LIN1	2013					-
Ling	LIN2	2014		● ●	● ● ●		-
Ling	LIN2&7 (Cook Strait)	2010	● ●	● ● ● ●	● ● ● ●	● ● ●	-
Ling	LIN3, LIN4 (Chatham Rise)	2014	● ● ●	● ● ● ●	● ● ● ●	● ● ●	-
Ling	LIN5, LIN6 (Sub-Antarctic)	2014	● ● ● ●	● ● ● ●	● ● ● ●	● ● ● ●	-
Ling	LIN6B (Bounty Plateau)	2006	● ● ●	● ● ●	● ● ● ●	● ● ●	-
Ling	LIN7WC (WCSI)	2013	● ● ●	● ● ● ●	● ● ● ●		-
Lookdown dory	LDO1	2013			● ●		-
Lookdown dory	LDO3	2013			● ●		-
Mako shark*	MAK1	2014					TAC reduced in 2012
Moonfish*	MOO1	-					-
Orange roughy	ORH1 Northern North Island	2007					-
Orange roughy	ORH1 Mercury-Colville	2001	■ ■	■ ■	■ ■		Restricted to bycatch limit of 30 t in 2001

Species name	Plenary stock	Last assessment date	At or above target levels?	Below the soft limit?	Below the hard limit?	Overfishing?	Corrective management action
Orange roughy	ORH2A north - East Cape	2003	■ ■	● ●	● ● ●		Catch level reduced in 2000
Orange roughy	ORH2A south, ORH2B, ORH3A - Mid East Coast	2014	■ ■ ■	■ ■	● ●	■	TACC reduction implemented in 2014
Orange roughy	ORH3B Northwest Chatham Rise	2014	● ●	● ● ●	● ● ● ●	● ● ● ●	-
Orange roughy	ORH3B East and South Chatham Rise	2014	●	● ●	● ● ●	● ● ●	-
Orange roughy	ORH3B Puysegur	1997	■ ■	■ ■	■ ■	● ●	Closed in 1997; re-opened in 2010, but little subsequent catch
Orange roughy	ORH3B Other	-					-
Orange roughy	ORH7A Challenger Plateau	2014	● ● ●	● ● ●	● ● ● ●	● ● ●	-
Orange roughy	ORH7B West Coast South Island	2004	■ ■ ■	■ ■	■	● ● ● - closed	Effectively closed from 1 Oct 2007
Oreos	OEO 1/OEO3A Southland Smooth Ore	2007	■ ■	● ●	● ● ●	■ ■	TAC and TACC for OEO1 reduced in 2007
Oreos	OEO3A Black	2013					-
Oreos	OEO3A Smooth	2009	●	● ●	● ● ●	● ●	-
Oreos	OEO4 Black	2009					-
Oreos	OEO4 Smooth	2014	■ ■ ■	● ●	● ● ●	■ ■ ■	TACC for OEO 4 reduced to 3,000 t in 2015

Species name	Plenary stock	Last assessment date	At or above target levels?	Below the soft limit?	Below the hard limit?	Overfishing?	Corrective management action
Oreos	OEO6 - Pukaki black oreo	2013					-
Oreos	OEO6 - Pukaki smooth oreo	2013					-
Oreos	OEO6 - Bounty Plateau smooth oreo	2008	■ ■	● ●	● ● ●		Voluntary agreement not to fish from 2012-2013 to 2014-2015
Pacific bluefin tuna*	TOR1	2014	■ ■ ■	■ ■ ■	■ ■ ■	■ ■ ■	WCPFC conservation and management measure adopted at WCPFC12 (CMM2015-04)
Paddle crab	PAD1, PAD2, PAD3, PAD7, PAD8	-					-
Parore	PAR1, PAR9	-					-
Patagonian toothfish	PTO1	-					
Paua	PAU2	2014		● ●	● ●		-
Paua	PAU3	2014	● ● ●	● ● ●	● ● ●	● ● ●	-
Paua	PAU4	2004					Voluntary commercial catch reduction in place since 2010-11
Paua	PAU5A - northern	2014	● ●	● ● ●	● ● ●	● ● ●	-
Paua	PAU5A - southern	2014	●	● ● ●	● ● ●	● ●	Voluntary commercial catch reduction in place since 2006-07
Paua	PAU5B	2014	●	● ● ●	● ● ●	● ● ●	-
Paua	PAU5D	2013	■ ■	● ● ●	● ● ●	■	TAC reduced in 2003. Voluntary commercial catch reduction implemented in 2014-15.

Species name	Plenary stock	Last assessment date	At or above target levels?	Below the soft limit?	Below the hard limit?	Overfishing?	Corrective management action
Paua	PAU7	2012	■ ■ ■	■	● ● ●		Voluntary commercial catch reduction in place since 2012-13
Pilchard	PIL1, PIL7, PIL8	-			● ● ●	● ● ●	-
Pipi	PPI1A - Mair Bank, Whangarei harbour	2015	■ ■ ■	■ ■ ■	■ ■ ■	● ● ● - closed	Area closure for both commercial and recreational harvest implemented in 2014.
Pipi	PPI1B, PPI1C, PPI3	-					-
Poraē	POR1	-					-
Porbeagle shark*	POS1	2014					TAC reduced in 2012
Prawn Killer	PRK1	-					-
Queen scallops	QSC3	2004					-
Ray's bream*	RBM1	-					-
Redbait	RBT1, RBT3, RBT7	-					-
Red cod	RCO1, RCO2	-					-
Red cod	RCO3	2009					-
Red cod	RCO7	2009			● ●		-
Red gurnard	GUR1W	2013	●	● ●	● ● ●	● ●	-
Red gurnard	GUR1E, GUR1BoP	2013	●	● ●	● ● ●		-
Red gurnard	GUR2	2014	●	● ●	● ● ●	● ●	-

Species name	Plenary stock	Last assessment date	At or above target levels?	Below the soft limit?	Below the hard limit?	Overfishing?	Corrective management action
Red gurnard	GUR3	2015	● ●	● ● ●	● ● ●	■	Ongoing rapid CPUE monitoring; expanded ECSI trawl survey
Red gurnard	GUR7	2014	●	● ●	● ● ●	● ●	-
Red gurnard	GUR8	-					-
Red snapper	RSN1, RSN2	-					-
Ribaldo	RIB1, RIB2	-					-
Ribaldo	RIB3, RIB4, RIB5, RIB6	2014		● ●	● ●		-
Ribaldo	RIB7	-					-
Rig	SPO1	2013					-
Rig	SPO2	2015			● ●		-
Rig	SPO3, SPO8	2013					-
Rig	SPO7	2015	●	● ●	● ● ●	● ●	-
Rock lobster	CRA1 Northland	2015	● ● ● ●	● ● ● ●	● ● ● ●	● ● ● ●	-
Rock lobster	CRA2 Bay of Plenty	2015	● ● ●	● ● ● ●	● ● ● ●	● ●	TACC reduced in 2014
Rock lobster	CRA3 Gisborne	2015	● ● ● ●	● ● ● ●	● ● ● ●	● ● ● ●	-
Rock lobster	CRA4 Hawke's Bay-Wairarapa	2015		● ●	● ● ●	● ● ●	Status modified since the Nov 2015 Plenary due to new information
Rock lobster	CRA5 Marlborough-Canterbury	2015	● ● ● ●	● ● ● ●	● ● ● ●	● ● ●	-

Species name	Plenary stock	Last assessment date	At or above target levels?	Below the soft limit?	Below the hard limit?	Overfishing?	Corrective management action
Rock lobster	CRA6 Chatham Islands	1996					-
Rock lobster	CRA7 Otago	2015	● ● ●	● ●	● ●	● ● ●	-
Rock lobster	CRA8 Southern	2015	● ● ●	● ● ● ●	● ● ● ●	● ● ●	-
Rock lobster	CRA9 Westland-Taranaki	2015	●	● ● ●	● ● ●	● ● ●	Status modified since the Nov 2015 Plenary due to new information
Rock lobster	PHC1	-					-
Rubyfish	RBV1	2007					-
Rubyfish	RBV2, RBV4, RBV7	-					-
Scallop	SCA1, Northland	2007	■ ■			● ●	-
Scallop	SCA7 Golden Bay	2014	■ ■ ■	■ ■ ■	■ ■		Voluntarily closed to commercial fishing since 2011
Scallop	SCA7 Tasman Bay	2014	■ ■ ■	■ ■ ■	■ ■		Voluntarily closed to commercial fishing since 2006
Scallop	SCA7 Marlborough Sounds	2014	●			■	-
Scallop (Coromandel)	SCACS, Coromandel	2012	● ● ●	● ●	● ●	● ● ●	-
Scampi	SCI1	2013	● ●	● ● ●	● ● ●	● ● ●	-
Scampi	SCI2	2013	● ● ●	● ● ●	● ● ● ●	● ● ●	-

Species name	Plenary stock	Last assessment date	At or above target levels?	Below the soft limit?	Below the hard limit?	Overfishing?	Corrective management action
Scampi	SCI3	2015	● ● ●	● ● ●	● ● ●	● ● ●	-
Scampi	SCI4A	-					
Scampi	SCI6A	-			● ●		-
School shark	SCH1, SCH2, SCH3, SCH4, SCH5, SCH7, SCH8	2014			● ●		-
Sea Cucumber	SCC1B, SCC3, SCC7A, SCC7B	-					-
Sea Cucumber	SCC5A	1998	● ● ●	● ● ●	● ● ●	● ● ●	-
Sea perch	SPE1, SPE2	-					-
Sea perch	SPE3	2008			● ●		-
Sea perch	SPE4	2009			● ●		-
Sea perch	SPE5, SPE6, SPE7	-					-
Silver warehou	SWA1	2009	● ●	● ●	● ●	● ●	-
Silver warehou	SWA3, SWA4	-					-
Skate - rough	RSK1, RSK3, RSK7, RSK8	2007					-
Skate - smooth	SSK1, SSK3, SSK7, SSK8	2007					-
Skipjack tuna* (not in QMS)	SKJ1	2014	● ● ●	● ● ●	● ● ●	● ● ●	-

Species name	Plenary stock	Last assessment date	At or above target levels?	Below the soft limit?	Below the hard limit?	Overfishing?	Corrective management action
Snapper	SNA1 - East Northland	2013	■ ■ ■	■	● ● ●	■ ■	Comprehensive monitoring and management measures implemented in 2013; recreational bag limit reduced and minimum legal size increased
Snapper	SNA1 - Hauraki Gulf/BoP	2013	■ ■ ■	■	● ● ●	■ ■	Comprehensive monitoring and management measures implemented in 2013; recreational bag limit reduced and minimum legal size increased
Snapper	SNA2	2010		● ●	● ●		-
Snapper	SNA7	2015	■ ■ ■	● ●	● ● ●	● ●	Management review planned for 2016-17
Snapper	SNA8	2005	■ ■ ■	■ ■ ■			TAC reduced in 2005
Southern blue whiting	SBW6I	2014	● ● ●	● ● ● ●	● ● ● ●	● ● ●	-
Southern blue whiting	SBW6B	2014	●	● ●	● ● ●	● ●	-
Southern blue whiting	SBW6R	2002	● ●	● ●	● ●		-
Southern blue whiting	SBW6A	-					-
Southern bluefin tuna*	STN1 / Southern Hemisphere Stock	2014	■ ■ ■	■ ■ ■	■	● ●	Rebuilding reference points determined and management procedure adopted
Spiny dogfish	SPD1, SPD8	-					-
Spiny dogfish	SPD3, SDP7	2009			● ●		-
Spiny dogfish	SPD4	2009			● ●		-
Spiny dogfish	SPD5	-					-

Species name	Plenary stock	Last assessment date	At or above target levels?	Below the soft limit?	Below the hard limit?	Overfishing?	Corrective management action
Stargazer	STA1, STA2, STA8	-					-
Stargazer	STA3	2014		● ●	● ●		
Stargazer	STA4	2011	● ●	● ●	● ●	● ●	-
Stargazer	STA5	2014	●	● ●	● ● ●		-
Stargazer	STA7	2014	● ●	● ● ●	● ● ●	● ●	-
Striped marlin* (not in QMS)	STM1	2012	●	● ●	● ●	● ●	Commercial fishermen have been prohibited from retaining marlin species since 1988
SURF CLAMS							-
Deepwater Tuatua	PDO2, PDO3	2008	● ● ●	● ● ●	● ● ●	● ● ●	-
Deepwater Tuatua	PDO7	1994	● ● ●	● ● ●	● ● ●	● ● ●	-
Deepwater Tuatua	PDO8	1996	● ● ●	● ● ●	● ● ●	● ● ●	-
Fried venus shell	BYA7	1994	● ● ●	● ● ●	● ● ●	● ● ●	-
Large Trough Shell	MMI3	2008	● ● ●	● ● ●	● ● ●	● ● ●	-
Large Trough Shell	MMI7	1994	● ● ●	● ● ●	● ● ●	● ● ●	-
Large Trough Shell	MMI8	1996	● ● ●	● ● ●	● ● ●	● ● ●	-
Ringed Dosinia	DAN2, DAN3	2008	● ● ●	● ● ●	● ● ●	● ● ●	-
Ringed Dosinia	DAN7	1994	● ● ●	● ● ●	● ● ●	● ● ●	-
Ringed Dosinia	DAN8	2013	● ● ●	● ● ●	● ● ●	● ● ●	-
Triangle Shell	SAE2, SAE3	2008	● ● ●	● ● ●	● ● ●	● ● ●	-

Species name	Plenary stock	Last assessment date	At or above target levels?	Below the soft limit?	Below the hard limit?	Overfishing?	Corrective management action
Triangle Shell	SAE7	1994	● ● ●	● ● ●	● ● ●	● ● ●	-
Triangle Shell	SAE8	2013	● ● ●	● ● ●	● ● ●	● ● ●	-
Trough Shell	MDI2	2008	● ● ●	● ● ●	● ● ●	● ● ●	-
Trough Shell	MDI7	1994	● ● ●	● ● ●	● ● ●	● ● ●	-
Trough Shell	MDI8	1996	● ● ●	● ● ●	● ● ●	● ● ●	-
Swordfish*	SWO1	2013	● ●	● ●	● ● ●	■	Conservation and management measure adopted at WCPFC6 in 2009
Tarakihi	TAR1 west, east, BoP	2012					-
Tarakihi	TAR2, TAR3	2012			● ●		-
Tarakihi	TAR4	-	● ●	● ●	● ●		-
Tarakihi	TAR5, TAR8	-					-
Tarakihi	TAR7	2014	● ●	● ●	● ● ●		-
Toothfish* (not in QMS)	ATOET Ross Sea	2013	● ● ● ●	● ● ● ●	● ● ● ●	● ● ●	-
Toothfish* (not in QMS)	ATOET CCAMLR Area 88.2E	2014					-
Trevally	TRE1	2006				■	New assessment under development
Trevally	TRE2	-					-
Trevally	TRE7	2015	● ● ●	● ● ●	● ● ● ●	● ● ●	-
Trumpeter	TRU2, TRU3, TRU4, TRU5	-					-
Tuatua	TUA9	-					-

Species name	Plenary stock	Last assessment date	At or above target levels?	Below the soft limit?	Below the hard limit?	Overfishing?	Corrective management action
White warehou	WWA2, WWA3, WWA4, WWA5B, WWA7	-					-
Yellow-eyed mullet	YEM1, YEM9	-					-
Yellowfin tuna*	Western & Central Pacific Ocean YFN1	2014	●	● ●	● ● ●	● ●	-

TOTALS	Green	104	130	172	103
2015	Orange	39	27	11	19
	Total known	143	157	183	122
	Total unknown	234	220	194	255
	Green/total known	72.7%	82.8%	94.0%	84.4%
	Orange/total known	27.3%	17.2%	6.0%	15.6%
	Known/total	37.9%	41.6%	48.5%	32.4%

*292 stocks removed from this as Nominal stocks (TACC or catch less than about 10 t, or other indications of no proven development potential)